

Tear Sheet for UEL
Model Seattle on plate by KARCHER DESIGN



GERMANY

contact our US office
 Karcher Design NA
 1024 Industry DR.
 Tukwila, WA 98188
 +1 844 858 2033
 order@karcher-design.com



Seattle

Finish: satin stainless steel (71)

To suit 2 1/8" door prep, 5 1/2" center to center

Seattle- UEL 46

9 13/16" x 2 3/8" x 1/2" plate

product code (handing required)

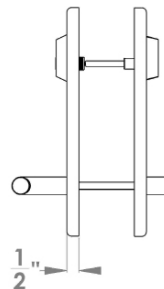
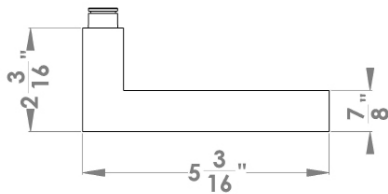
UEL46 LA60 71	single cylinder entry set, 2 3/8" backset
UEL46 LA70 71	single cylinder entry set, 2 3/4" backset
UEZ D2 71	distance ring for 1 3/8" door thickness
UEL46 PAS60 71	passage 2 3/8" backset
UEL46 PAS70 71	passage 2 3/4" backset
UEL46 PB60 71	passage with separate privacy bolt, 2 3/8" backset
UEL46 PB70 71	passage with separate privacy bolt, 2 3/4" backset
UEL46 PAT60 71	patio, 2 3/8" backset
UEL46 PAT70 71	patio, 2 3/4" backset
UEL46 DUM 71	full dummy
UEL46 DUM L 71	half dummy left
UEL46 DUM R 71	half dummy right

Features UEL46

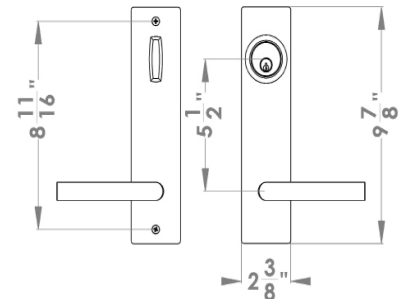
- bolt-through fixing
- sprung
- door range 1 3/8" (35 mm) - 2" (51 mm) standard. Distance ring needed if door thickness is 1 3/8" (35 mm)
- T- and Lip-Strike with dust box
- stainless steel faceplate
- functions: single cylinder entry set (LA), passage (PAS), passage with separate privacy bolt (PB), patio (PAT), full dummy (DUM), dummy left (DUM L), dummy right (DUM R)
- grade of stainless steel 304
- hub 5/16" (8 mm)
- door prep 2 1/8", center to center 5 1/2"
- available finish: satin stainless steel, polished stainless steel, oil rubbed bronze

specification details

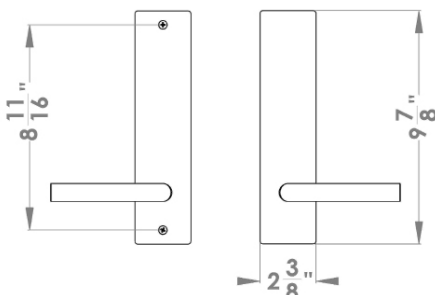
lever



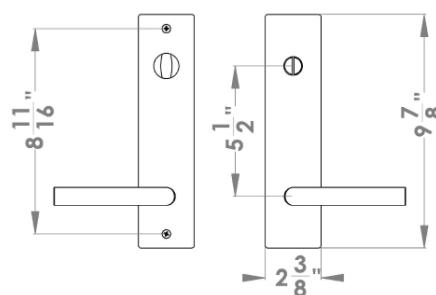
UEL LA



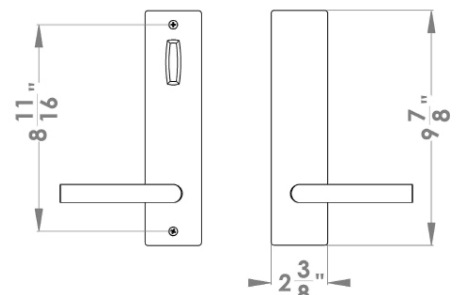
UEL PAS/DUM



UEL PB



UEL Patio



Please note: Karcher Design products are designed and measured in metric. Imperial measurements are close approximations to the actual metric dimensions

Tear Sheet for UEL
Model Seattle on plate by KARCHER DESIGN



GERMANY

contact our US office
 Karcher Design NA
 1024 Industry DR.
 Tukwila, WA 97288
 +1 844 858 2033
 order@karcher-design.com



Seattle

Finish: polished stainless steel (72)

To suit 2 1/8" door prep, 5 1/2" center to center

Seattle- UEL 46

9 13/16" x 2 3/8" x 1/2" plate

product code (handing required)

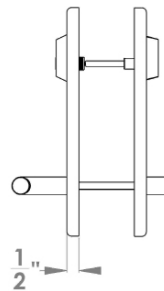
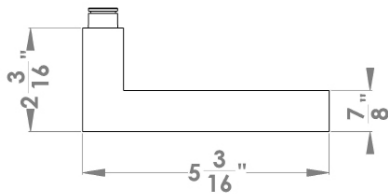
- UEL46 LA60 72 single cylinder entry set, 2 3/8" backset
- UEL46 LA70 72 single cylinder entry set, 2 3/4" backset
- UEZ D2 72 distance ring for 1 3/8" door thickness
- UEL46 PAS60 72 passage 2 3/8" backset
- UEL46 PAS70 72 passage 2 3/4" backset
- UEL46 PB60 72 passage with separate privacy bolt, 2 3/8" backset
- UEL46 PB70 72 passage with separate privacy bolt, 2 3/4" backset
- UEL46 PAT60 72 patio, 2 3/8" backset
- UEL46 PAT70 72 patio, 2 3/4" backset
- UEL46 DUM 72 full dummy
- UEL46 DUM L 72 half dummy left
- UEL46 DUM R 72 half dummy right

Features UEL46

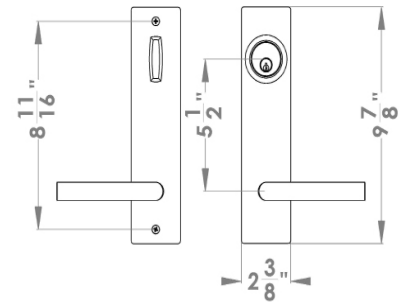
- bolt-through fixing
- sprung
- door range 1 3/8" (35 mm) - 2" (51 mm) standard. Distance ring needed if door thickness is 1 3/8" (35 mm)
- T- and Lip-Strike with dust box
- stainless steel faceplate
- functions: single cylinder entry set (LA), passage (PAS), passage with separate privacy bolt (PB), patio (PAT), full dummy (DUM), dummy left (DUM L), dummy right (DUM R)
- grade of stainless steel 304
- hub 5/16" (8 mm)
- door prep 2 1/8", center to center 5 1/2"
- available finish: satin stainless steel, polished stainless steel, oil rubbed bronze

specification details

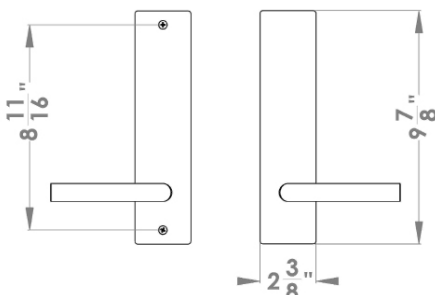
lever



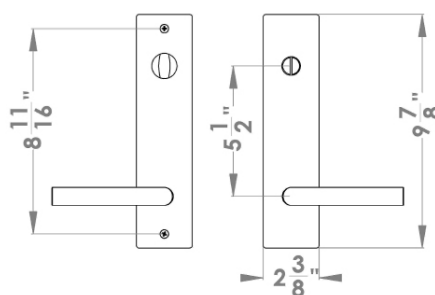
UEL LA



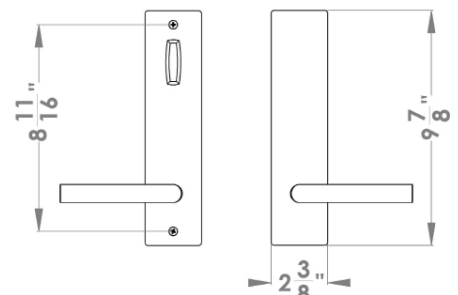
UEL PAS/DUM



UEL PB



UEL Patio



Please note: Karcher Design products are designed and measured in metric. Imperial measurements are close approximations to the actual metric dimensions

Tear Sheet for UEL
Model Seattle on plate by KARCHER DESIGN

KARCHER
DESIGN

GERMANY

contact our US office
Karcher Design NA
1024 Industry DR.
Tukwila, WA 98188
+1 844 858 2033
order@karcher-design.com



Seattle

Finish: oil rubbed bronze (81)

To suit 2 1/8" door prep, 5 1/2" center to center

Seattle- UEL 46

9 13/16" x 2 3/8" x 1/2" plate

product code (handing required)

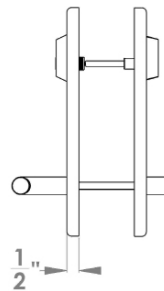
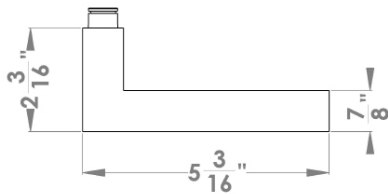
UEL46 LA60 81	single cylinder entry set, 2 3/8" backset
UEL46 LA70 81	single cylinder entry set, 2 3/4" backset
UEZ D2 81	distance ring for 1 3/8" door thickness
UEL46 PAS60 81	passage 2 3/8" backset
UEL46 PAS70 81	passage 2 3/4" backset
UEL46 PB60 81	passage with separate privacy bolt, 2 3/8" backset
UEL46 PB70 81	passage with separate privacy bolt, 2 3/4" backset
UEL46 PAT60 81	patio, 2 3/8" backset
UEL46 PAT70 81	patio, 2 3/4" backset
UEL46 DUM 81	full dummy
UEL46 DUM L 81	half dummy left
UEL46 DUM R 81	half dummy right

Features UEL46

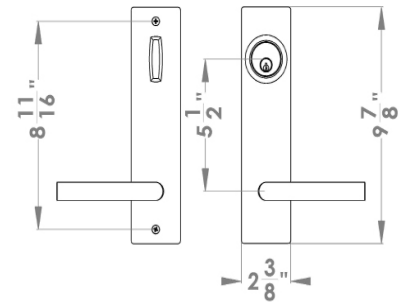
- bolt-through fixing
- sprung
- door range 1 3/8" (35 mm) - 2" (51 mm) standard. Distance ring needed if door thickness is 1 3/8" (35 mm)
- T- and Lip-Strike with dust box
- stainless steel faceplate
- functions: single cylinder entry set (LA), passage (PAS), passage with separate privacy bolt (PB), patio (PAT), full dummy (DUM), dummy left (DUM L), dummy right (DUM R)
- grade of stainless steel 304
- hub 5/16" (8 mm)
- door prep 2 1/8", center to center 5 1/2"
- available finish: satin stainless steel, polished stainless steel, oil rubbed bronze

specification details

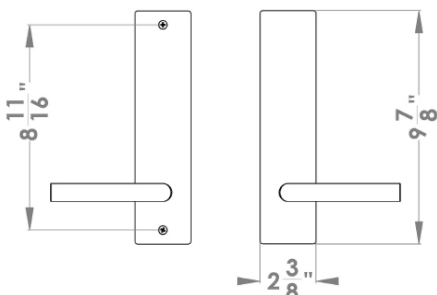
lever



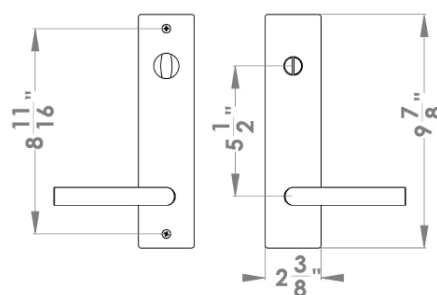
UEL LA



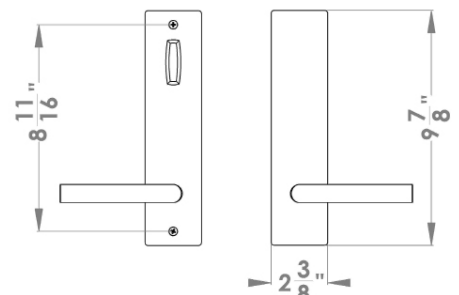
UEL PAS/DUM



UEL PB



UEL Patio



Please note: Karcher Design products are designed and measured in metric. Imperial measurements are close approximations to the actual metric dimensions